



~ How to install the app~

**1<sup>st</sup> edition**

## 1) Install Page

install LTV-Lab

Cancel install app

CFtest\_EN demo environment  
Created by: LTV-X Co., Ltd.

Tanimoto store CFtest\_EN demo environment

What you need for this app

Access customer and store information View customer and store information

You agree to provide personal information to this app.

Removing this app from the store will make it unavailable in the store, but will not erase your personal information. Please contact the developer and request that they erase your customer information and other stored information. [Learn more about data privacy](#) here.

For support, please contact LTV-X Inc.

Customers who shop in the CFtest\_EN demo environment may see the tags you add to their customer accounts.

More information about custom storefront permissions

VIEW PRODUCT  
This includes products and collections.

VIEW ORDER  
It contains all order details for the last 60 days.

Cancel install app

①To install the app

### <Basic usage flow>

(1) "install Pagel"



(2) "Create your account"



(3) " Register sender information "



(4) " Your Mail inbox "



(5) " Select Plan"



(6) "Subscription approval "



(7) "completion "

## 2) Create your account

### LTV-Lab for Shopify create an account

Mail

Name of person in charge

Phone number (no hyphens)

Your e-mail adress

① Enter your information

Register

② Register

By submitting this form, you agree to our  
[Terms of Use](#) and [Privacy Policy](#).

#### <Basic usage flow>

(1) "install Pagel"



(2) "Create your account"



(3) " Register sender information "



(4) " Your Mail inbox "



(5) " Select Plan"



(6) "Subscription approval "



(7) "completion "

## 3) Register sender information

### Register sender information

Select the sender name and email address that will appear in your customer's inbox.

sender name

sender email address

① Enter sender information

Continue

① Continue

\* An authentication URL will be sent to your e-mail address

**Please check your inbox**

<Basic usage flow>

(1) "install Pagel"



(2) "Create your account"



(3) " Register sender information "



(4) " Your Mail inbox "



(5) " Select Plan"



(6) "Subscription approval "



(7) "completion "

## \* Email Sent

### Email sending completion screen



**An Email has been sent to confirm receipt of your email address.**

We have sent a confirmation email to

Please check the email and click the URL in the email to complete your registration with LTV-Lab for Shopify.

#### ■ If you do not receive an email, please check below

- Please check if the email is stored of your inbox due to spam folders, filters, or forwarding settings.
- Mail delivery may be delayed. Please wait a few minutes and check again.
- Please check if the registred e-mail address `noguchi@ltv-x.jp` is correct.  
If not correct, please reset your email address.

[Reset your email address](#)

[Resend email](#)

If you do not receive the email, please refer to here

### <Basic usage flow>

(1) "install Page1"



(2) "Create your account"



(3) " Register sender information "



(4) " Your Mail inbox "



(5) " Select Plan"



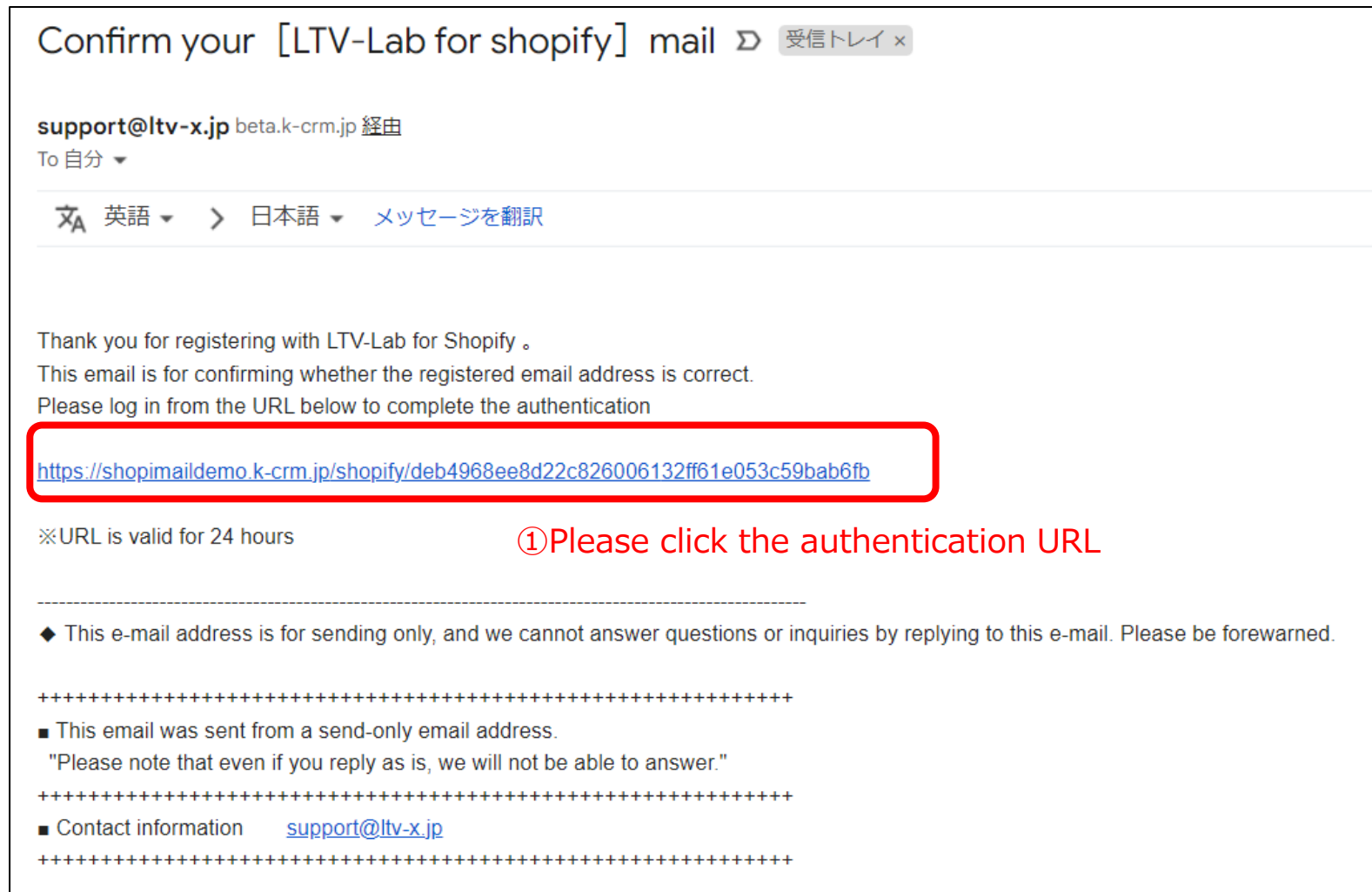
(6) "Subscription approval "



(7) "completion "

## 4) Your Mail inbox

### email text



### <Basic usage flow>

(1) "install Pagel"



(2) "Create your account"



(3) " Register sender information "



(4) " Your Mail inbox "



(5) " Select Plan"



(6) "Subscription approval "



(7) "completion "

## 5) Select Plan

<Basic usage flow>

Standard plan

\$99/month

After purchase, **for each product** you can create, deliver, and measure the effect of automatic step mail.

(\* Multiple scenarios can be created)

Select

Normal plan

\$50/month

After purchase, you can create, deliver, and measure the effect of automatic step mail.

(\* You cannot create a step mail for each product)

(\* There will be one scenario)

Select

[Your SHOP has a free trial in the past, so it will be a paid plan after adding the app. Please be careful.]

- (1) "install Pagel"
- ↓
- (2) "Create your account"
- ↓
- (3) " Register sender information "
- ↓
- (4) " Your Mail inbox "
- ↓
- (5) " Select Plan"
- ↓
- (6) "Subscription approval "
- ↓
- (7) "completion "

You can create one scenario-mail

【Recommend ! 】  
You can create many  
scenario-mails by product

## 6) Subscription approval

approve the subscription

Cancel

!

There is no charge for this test bill.

CFtest\_EN demo environment  
Created by: LTV-X Co., Ltd.

Plan: Standard plan


SUBSCRIPTION DETAILS  
\$ 99.00USD every 30 days

Payment Method

Please select a payment method for this charge.

☒ credit card

add credit card

☐ 

next bill

subtotal

Plus, applicable taxes

\$99.00

total

Due date: December 5th

\$99.00 USD

approval

<Basic usage flow>

(1) "install Pagel"



(2) "Create your account"



(3) " Register sender information "



(4) " Your Mail inbox "



(5) " Select Plan"



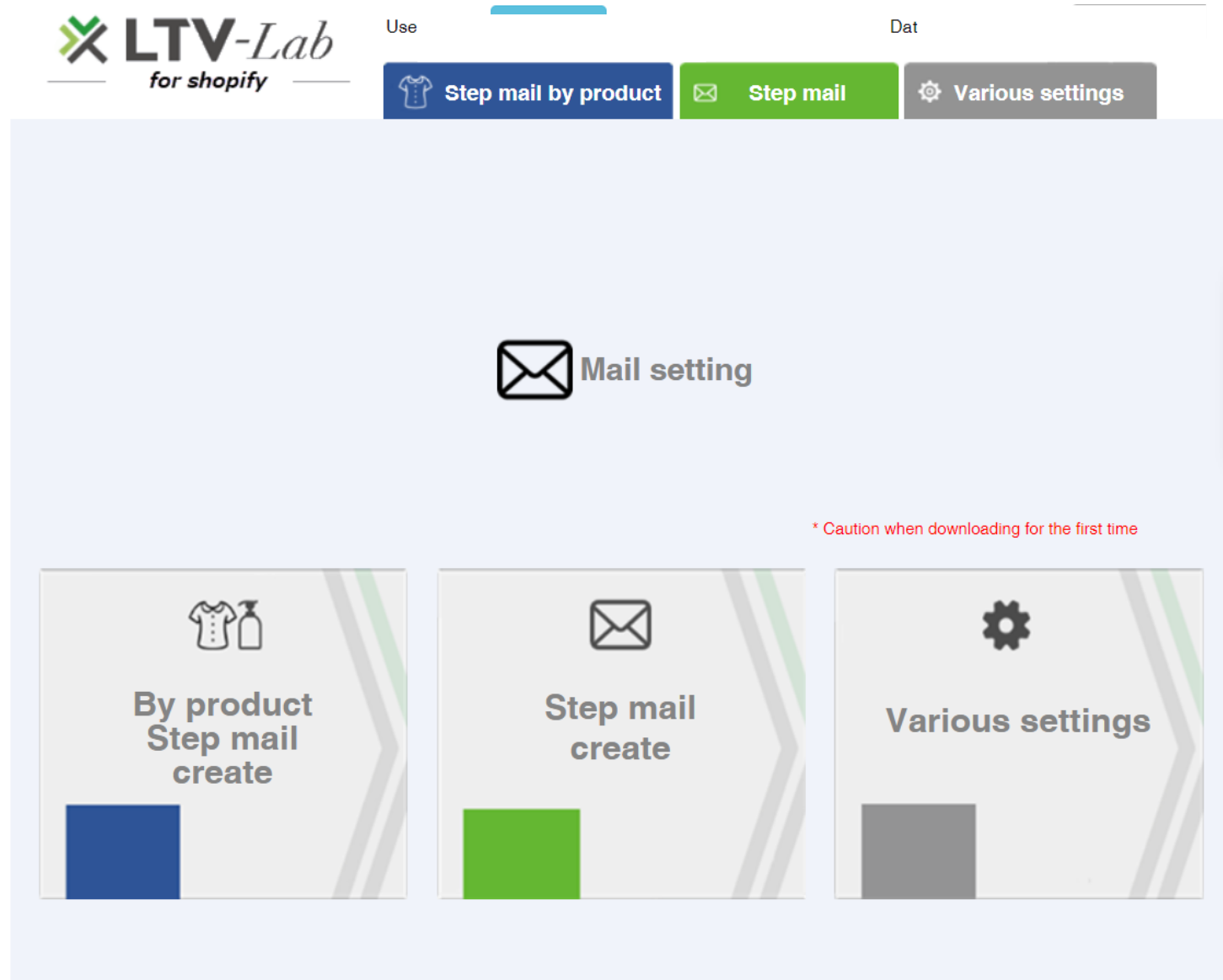
(6) "Subscription approval "



(7) "completion "



## 7) completion



### <Basic usage flow>

(1) "install Pagel"



(2) "Create your account"



(3) " Register sender information "



(4) " Your Mail inbox "



(5) " Select Plan"



(6) "Subscription approval "



(7) "completion "